

18
24

MONTHLY REPORT OF DISBURSEMENTS
For the month of December 2019

FAR No. 4

Department : State Universities and Colleges (SUCs)
Agency/Entity : Carlos C. Hilado Memorial State College
Operating Unit : < not applicable >
Organization Code : 06 090 000000
Fund Cluster : 01 Regular Agency Fund

Particulars	Current Year Budget					Prior Year's Budget					Current Year's Accounts Payable					SUB-TOTAL	Trust Liabilities				Grand Total				Remarks		
	PS	MOOE	FinEx	CO	TOTAL	PS	MOOE	FinEx	CO	Sub-Total	PS	MOOE	FinEx	CO	Sub-Total		PS	MOOE	CO	TOTAL	PS	MOOE	FinEx	CO		TOTAL	
	1	2	3	4	5	6	7	8	9	10	11	12	13	14	15		16	17	18	19	20	21	22	23		24	25
CASH DISBURSEMENTS	35,844,248.85	7,862,219.58	0.00	9,515,704.17	53,052,172.61	0.00	0.00	0.00	9,593,263.05	9,593,263.05	0.00	0.00	0.00	0.00	0.00	9,593,263.05	92,945,555.64	0.00	0.00	0.00	0.00	35,844,248.85	7,862,219.58	0.00	19,409,087.35	62,945,555.64	
Notice of Cash Allocation (NCA)	35,844,248.85	7,862,219.58	0.00	9,515,704.17	53,052,172.61	0.00	0.00	0.00	9,593,263.05	9,593,263.05	0.00	0.00	0.00	0.00	0.00	9,593,263.05	92,945,555.64	0.00	0.00	0.00	0.00	35,844,248.85	7,862,219.58	0.00	19,409,087.35	62,945,555.64	
MOS Checks Issued	35,844,248.85	7,862,219.58	0.00	9,515,704.17	53,052,172.61	0.00	0.00	0.00	9,593,263.05	9,593,263.05	0.00	0.00	0.00	0.00	0.00	9,593,263.05	92,945,555.64	0.00	0.00	0.00	0.00	35,844,248.85	7,862,219.58	0.00	19,409,087.35	62,945,555.64	
Advice to Debit Account	0.00	0.00	0.00	0.00	0.00	0.00	0.00	0.00	0.00	0.00	0.00	0.00	0.00	0.00	0.00	0.00	0.00	0.00	0.00	0.00	0.00	0.00	0.00	0.00	0.00	0.00	0.00
Notice of Transfer of Allocations (NTA)	0.00	0.00	0.00	0.00	0.00	0.00	0.00	0.00	0.00	0.00	0.00	0.00	0.00	0.00	0.00	0.00	0.00	0.00	0.00	0.00	0.00	0.00	0.00	0.00	0.00	0.00	0.00
MOS Checks Issued	0.00	0.00	0.00	0.00	0.00	0.00	0.00	0.00	0.00	0.00	0.00	0.00	0.00	0.00	0.00	0.00	0.00	0.00	0.00	0.00	0.00	0.00	0.00	0.00	0.00	0.00	0.00
Advice to Debit Account	0.00	0.00	0.00	0.00	0.00	0.00	0.00	0.00	0.00	0.00	0.00	0.00	0.00	0.00	0.00	0.00	0.00	0.00	0.00	0.00	0.00	0.00	0.00	0.00	0.00	0.00	0.00
Working Fund for FAPs	0.00	0.00	0.00	0.00	0.00	0.00	0.00	0.00	0.00	0.00	0.00	0.00	0.00	0.00	0.00	0.00	0.00	0.00	0.00	0.00	0.00	0.00	0.00	0.00	0.00	0.00	0.00
Cash Disbursement Ceiling (CDC)	0.00	0.00	0.00	0.00	0.00	0.00	0.00	0.00	0.00	0.00	0.00	0.00	0.00	0.00	0.00	0.00	0.00	0.00	0.00	0.00	0.00	0.00	0.00	0.00	0.00	0.00	0.00
TOTAL CASH DISBURSEMENTS	35,844,248.85	7,862,219.58	0.00	9,515,704.17	53,052,172.61	0.00	0.00	0.00	9,593,263.05	9,593,263.05	0.00	0.00	0.00	0.00	0.00	9,593,263.05	92,945,555.64	0.00	0.00	0.00	0.00	35,844,248.85	7,862,219.58	0.00	19,409,087.35	62,945,555.64	
NON-CASH DISBURSEMENTS	1,351,104.08	222,851.45	0.00	965,041.45	2,438,791.12	0.00	0.00	0.00	999,904.12	999,904.12	0.00	0.00	0.00	0.00	0.00	999,904.12	3,438,791.12	0.00	0.00	0.00	0.00	1,351,104.08	222,851.45	0.00	1,894,945.57	3,438,791.12	
Tax Remittance Advice Issued (TRA)	1,351,104.08	222,851.45	0.00	965,041.45	2,438,791.12	0.00	0.00	0.00	999,904.12	999,904.12	0.00	0.00	0.00	0.00	0.00	999,904.12	3,438,791.12	0.00	0.00	0.00	0.00	1,351,104.08	222,851.45	0.00	1,894,945.57	3,438,791.12	
Non-Cash Awarding Authority (NCAA)	0.00	0.00	0.00	0.00	0.00	0.00	0.00	0.00	0.00	0.00	0.00	0.00	0.00	0.00	0.00	0.00	0.00	0.00	0.00	0.00	0.00	0.00	0.00	0.00	0.00	0.00	0.00
Disbursements allocated through outright deductions from claims (e.g. Dep't...)	0.00	0.00	0.00	0.00	0.00	0.00	0.00	0.00	0.00	0.00	0.00	0.00	0.00	0.00	0.00	0.00	0.00	0.00	0.00	0.00	0.00	0.00	0.00	0.00	0.00	0.00	0.00
Overpayment of expenses (e.g. Dep't...)	0.00	0.00	0.00	0.00	0.00	0.00	0.00	0.00	0.00	0.00	0.00	0.00	0.00	0.00	0.00	0.00	0.00	0.00	0.00	0.00	0.00	0.00	0.00	0.00	0.00	0.00	0.00
Restitution for loss of government property	0.00	0.00	0.00	0.00	0.00	0.00	0.00	0.00	0.00	0.00	0.00	0.00	0.00	0.00	0.00	0.00	0.00	0.00	0.00	0.00	0.00	0.00	0.00	0.00	0.00	0.00	0.00
Liquidated damages and similar claims	0.00	0.00	0.00	0.00	0.00	0.00	0.00	0.00	0.00	0.00	0.00	0.00	0.00	0.00	0.00	0.00	0.00	0.00	0.00	0.00	0.00	0.00	0.00	0.00	0.00	0.00	0.00
Others (e.g. TEF, BTR, Debt Stamp, etc.)	0.00	0.00	0.00	0.00	0.00	0.00	0.00	0.00	0.00	0.00	0.00	0.00	0.00	0.00	0.00	0.00	0.00	0.00	0.00	0.00	0.00	0.00	0.00	0.00	0.00	0.00	0.00
Add/Less: Adjustments (e.g. cancelled checks)	0.00	0.00	0.00	0.00	0.00	0.00	0.00	0.00	0.00	0.00	0.00	0.00	0.00	0.00	0.00	0.00	0.00	0.00	0.00	0.00	0.00	0.00	0.00	0.00	0.00	0.00	0.00
Balance of Disbursement Authorities as at date	0.00	0.00	0.00	0.00	0.00	0.00	0.00	0.00	0.00	0.00	0.00	0.00	0.00	0.00	0.00	0.00	0.00	0.00	0.00	0.00	0.00	0.00	0.00	0.00	0.00	0.00	0.00
Total Disbursements Program	0.00	0.00	0.00	0.00	0.00	0.00	0.00	0.00	0.00	0.00	0.00	0.00	0.00	0.00	0.00	0.00	0.00	0.00	0.00	0.00	0.00	0.00	0.00	0.00	0.00	0.00	0.00
Less: Actual Disbursements	0.00	0.00	0.00	0.00	0.00	0.00	0.00	0.00	0.00	0.00	0.00	0.00	0.00	0.00	0.00	0.00	0.00	0.00	0.00	0.00	0.00	0.00	0.00	0.00	0.00	0.00	0.00
Over/Under Spending	0.00	0.00	0.00	0.00	0.00	0.00	0.00	0.00	0.00	0.00	0.00	0.00	0.00	0.00	0.00	0.00	0.00	0.00	0.00	0.00	0.00	0.00	0.00	0.00	0.00	0.00	0.00
Notes: * The use of NTA is discouraged Note: ** Amounts should tally with the grand total disbursements (column 27).																											
GRAND TOTAL	36,995,352.93	8,114,971.04	0.00	10,380,745.62	56,490,963.73	0.00	0.00	0.00	10,593,263.17	10,593,263.17	0.00	0.00	0.00	0.00	0.00	10,593,263.17	96,384,286.74	0.00	0.00	0.00	0.00	36,995,352.93	8,114,971.04	0.00	21,274,032.77	86,394,256.74	

SUMMARY

Particulars	Previous Report (1)	This Month (2)	As at Date (3)	As at Date (4)
Total Disbursement Authorities Received	317,978,726.84	57,155,441.10	375,134,166.74	375,134,166.74
NCA	307,442,118.72	58,716,740.00	361,158,858.72	361,158,858.72
NTA	0.00	0.00	0.00	0.00
Working Fund	0.00	0.00	0.00	0.00
TRA	10,536,608.92	3,438,701.10	13,975,309.92	13,975,309.92
CDC	0.00	0.00	0.00	0.00
NCAA	0.00	0.00	0.00	0.00
Less: Notice of Transfer of Allocations (NTA)* issued	0.00	0.00	0.00	0.00
Total Disbursement Authorities Available	317,978,726.84	57,155,441.10	375,134,166.74	375,134,166.74
Less:	0.00	0.00	0.00	0.00
Lapsed NCA	1,488,785.92	5,590.47	1,483,381.39	1,483,381.39
Disbursements	316,490,940.72	57,148,848.63	373,640,789.35	373,640,789.35
Less: Other Non-Cash Disbursements	0.00	0.00	0.00	0.00
Disbursements allocated through outright deductions from claims	0.00	0.00	0.00	0.00
Overpayment of expenses (e.g. personnel benefits)	0.00	0.00	0.00	0.00
Restitution for loss of government property	0.00	0.00	0.00	0.00
Liquidated damages and similar claims	0.00	0.00	0.00	0.00
Others (e.g. TEF, BTR, Debt Stamp, etc.)	0.00	0.00	0.00	0.00
Add/Less: Adjustments (e.g. cancelled checks)	0.00	0.00	0.00	0.00
Balance of Disbursement Authorities as at date	0.00	0.00	0.00	0.00
Total Disbursements Program	0.00	0.00	0.00	0.00
Less: Actual Disbursements	316,490,940.72	57,148,848.63	373,640,789.35	373,640,789.35
Over/Under Spending	0.00	0.00	0.00	0.00

Certified Correct:

[Signature]
Date: 31-Jan-2020

Recommending Approving
[Signature]
PAULANTO JUREL DINA
Secretary of Financial Management Services (FMS) or Equivalent
Date: 31-Jan-2020

Approved By
[Signature]
SORILLA RENATO MARIANO
Agency/Entity Head or Authorized Representative
Date: 31-Jan-2020

MONTHLY REPORT OF DISBURSEMENTS
For the month of November 2019

Department : State Universities and Colleges (SUCs)
Agency/Entity : Carlos C. Hilado Memorial State College
Organization Code : 08 000 000000
Fund Cluster : 01 Regular Agency Fund

Main data table with columns for Particulars, Current Year Budget, Prior Year's Accounts Payable, Current Year's Accounts Payable, Sub-TOTAL, BUB-TOTAL, Trust Liabilities, Grand Total, and Remarks.

SUMMARY

Summary table with columns: Particulars, Previous Report (1), (2), (3), As in Date (4). Rows include Total Disbursement Authorities Received, NCA, NTA, Working Fund, TRA, CDC, NCAH, Less: Notice of Transfer of Allocations (NTA) issued, Total Disbursement Authorities Available, Less: Lapsed NCA, Disbursements, Less: Other Non-Cash Disbursements, Total Disbursements Program, Less: Vested Disbursements, (Over)/Under spending.

Note: * The use of NTA is discouraged
Note: ** Amounts should tally with the grand total disbursements (column 27).

Certified Accountant
GUMAT, JERRY ECUELAN
Date: 20-Dec-2019

Responsible Approval
SOROLLA RENATO JULIET DINO
Date: 20-Dec-2019

Approved
SOROLLA RENATO MAGNIFICO
Date: 20-Dec-2019

MONTHLY REPORT OF DISBURSEMENTS
For the month of October 2019

Department : State Universities and Colleges (SUCs)
Agency/Entity : Carlos C. Hilado Memorial State College
Operating Unit : < not applicable >
Organization Code : 08 060 000000
Fund Cluster : 01 Regular Agency Fund

Particulars	Current Year Budget					Prior Year's Budget					Current Year's Accounts Payable					TOTAL	SUB-TOTAL	Trust Liabilities				Grand Total				Remarks			
	PS	MOOE	FinEx	CO	TOTAL	PS	MOOE	FinEx	CO	Sub-Total	PS	MOOE	FinEx	CO	Sub-Total			PS	MOOE	CO	TOTAL	PS	MOOE	FinEx	CO		TOTAL		
1	2	3	4	5	6=(2+3+4+5)	7	8	9	10	11=(7+8+9+10)	12	13	14	15	16=(12+13+14+15)	17=(11+16)	18=(6+17)	19	20	21	22=(19+20+21)	23	24	25	26	27=(23+24+25+26)	28		
CASH DISBURSEMENTS	10,014,889.18	1,906,654.38	0.00	0.00	11,921,443.57	0.00	0.00	0.00	0.00	0.00	0.00	0.00	0.00	0.00	0.00	0.00	11,921,443.57	0.00	0.00	0.00	0.00	10,014,889.18	1,906,654.38	0.00	0.00	11,921,443.57			
Notice of Cash Allocation (NCA)	10,014,889.18	1,906,654.38	0.00	0.00	11,921,443.57	0.00	0.00	0.00	0.00	0.00	0.00	0.00	0.00	0.00	0.00	0.00	11,921,443.57	0.00	0.00	0.00	0.00	10,014,889.18	1,906,654.38	0.00	0.00	11,921,443.57			
MDS Checks Issued	10,014,889.18	1,906,654.38	0.00	0.00	11,921,443.57	0.00	0.00	0.00	0.00	0.00	0.00	0.00	0.00	0.00	0.00	0.00	11,921,443.57	0.00	0.00	0.00	0.00	10,014,889.18	1,906,654.38	0.00	0.00	11,921,443.57			
Advice to Debit Account	0.00	0.00	0.00	0.00	0.00	0.00	0.00	0.00	0.00	0.00	0.00	0.00	0.00	0.00	0.00	0.00	0.00	0.00	0.00	0.00	0.00	0.00	0.00	0.00	0.00	0.00	0.00		
Notice of Transfer Allocations (NTA)	0.00	0.00	0.00	0.00	0.00	0.00	0.00	0.00	0.00	0.00	0.00	0.00	0.00	0.00	0.00	0.00	0.00	0.00	0.00	0.00	0.00	0.00	0.00	0.00	0.00	0.00	0.00	0.00	
MDS Checks Issued	0.00	0.00	0.00	0.00	0.00	0.00	0.00	0.00	0.00	0.00	0.00	0.00	0.00	0.00	0.00	0.00	0.00	0.00	0.00	0.00	0.00	0.00	0.00	0.00	0.00	0.00	0.00	0.00	
Advice to Debit Account	0.00	0.00	0.00	0.00	0.00	0.00	0.00	0.00	0.00	0.00	0.00	0.00	0.00	0.00	0.00	0.00	0.00	0.00	0.00	0.00	0.00	0.00	0.00	0.00	0.00	0.00	0.00	0.00	
Working Fund for FAPs	0.00	0.00	0.00	0.00	0.00	0.00	0.00	0.00	0.00	0.00	0.00	0.00	0.00	0.00	0.00	0.00	0.00	0.00	0.00	0.00	0.00	0.00	0.00	0.00	0.00	0.00	0.00	0.00	
Cash Disbursement Ceiling (CDC)	0.00	0.00	0.00	0.00	0.00	0.00	0.00	0.00	0.00	0.00	0.00	0.00	0.00	0.00	0.00	0.00	0.00	0.00	0.00	0.00	0.00	0.00	0.00	0.00	0.00	0.00	0.00	0.00	
TOTAL CASH DISBURSEMENTS	10,014,889.18	1,906,654.38	0.00	0.00	11,921,443.57	0.00	0.00	0.00	0.00	0.00	0.00	0.00	0.00	0.00	0.00	0.00	11,921,443.57	0.00	0.00	0.00	0.00	10,014,889.18	1,906,654.38	0.00	0.00	11,921,443.57			
NON-CASH DISBURSEMENTS	794,806.76	57,304.61	0.00	0.00	852,111.37	0.00	0.00	0.00	0.00	0.00	0.00	0.00	0.00	0.00	0.00	0.00	852,111.37	0.00	0.00	0.00	0.00	794,806.76	57,304.61	0.00	0.00	852,111.37			
Tax Remittance Advice Issued (TRA)	794,806.76	57,304.61	0.00	0.00	852,111.37	0.00	0.00	0.00	0.00	0.00	0.00	0.00	0.00	0.00	0.00	0.00	852,111.37	0.00	0.00	0.00	0.00	794,806.76	57,304.61	0.00	0.00	852,111.37			
Non-Cash Advancement Authority (NCAA)	0.00	0.00	0.00	0.00	0.00	0.00	0.00	0.00	0.00	0.00	0.00	0.00	0.00	0.00	0.00	0.00	0.00	0.00	0.00	0.00	0.00	0.00	0.00	0.00	0.00	0.00	0.00	0.00	
Disbursements effected through outright deductions from claims (please specify...)	0.00	0.00	0.00	0.00	0.00	0.00	0.00	0.00	0.00	0.00	0.00	0.00	0.00	0.00	0.00	0.00	0.00	0.00	0.00	0.00	0.00	0.00	0.00	0.00	0.00	0.00	0.00	0.00	
Overpayment of expenses (e.g. personnel benefits)	0.00	0.00	0.00	0.00	0.00	0.00	0.00	0.00	0.00	0.00	0.00	0.00	0.00	0.00	0.00	0.00	0.00	0.00	0.00	0.00	0.00	0.00	0.00	0.00	0.00	0.00	0.00	0.00	
Restitution for loss of government property	0.00	0.00	0.00	0.00	0.00	0.00	0.00	0.00	0.00	0.00	0.00	0.00	0.00	0.00	0.00	0.00	0.00	0.00	0.00	0.00	0.00	0.00	0.00	0.00	0.00	0.00	0.00	0.00	
Liquated damages and similar claims	0.00	0.00	0.00	0.00	0.00	0.00	0.00	0.00	0.00	0.00	0.00	0.00	0.00	0.00	0.00	0.00	0.00	0.00	0.00	0.00	0.00	0.00	0.00	0.00	0.00	0.00	0.00	0.00	
Others (e.g. TEF, BT, Documentary Stamp Tax, etc.)	0.00	0.00	0.00	0.00	0.00	0.00	0.00	0.00	0.00	0.00	0.00	0.00	0.00	0.00	0.00	0.00	0.00	0.00	0.00	0.00	0.00	0.00	0.00	0.00	0.00	0.00	0.00	0.00	
TOTAL NON-CASH DISBURSEMENTS	794,806.76	57,304.61	0.00	0.00	852,111.37	0.00	0.00	0.00	0.00	0.00	0.00	0.00	0.00	0.00	0.00	0.00	852,111.37	0.00	0.00	0.00	0.00	794,806.76	57,304.61	0.00	0.00	852,111.37			
GRAND TOTAL	10,809,695.94	1,963,959.00	0.00	0.00	12,773,654.94	0.00	0.00	0.00	0.00	0.00	0.00	0.00	0.00	0.00	0.00	0.00	12,773,654.94	0.00	0.00	0.00	0.00	10,809,695.94	1,963,959.00	0.00	0.00	12,773,654.94			

SUMMARY

Particulars	Previous Report	This Month	As at Date
(1)	(2)	(3)	(4)
Total Disbursement Authorities Received	212,297,477.35	23,110,111.37	236,407,588.72
NCA	204,086,489.00	22,256,000.00	226,342,489.00
NTA	0.00	0.00	0.00
Working Fund	0.00	0.00	0.00
TRA	8,201,488.35	852,111.37	9,053,600.72
CDC	0.00	0.00	0.00
NCAA	0.00	0.00	0.00
Less: Notice of Transfer of Allocations (NTA) Issued	0.00	0.00	0.00
Total Disbursement Authorities Available	212,297,477.35	23,110,111.37	236,407,588.72
Less:	0.00	0.00	0.00
Lapsed NCA	1,498,785.92	0.00	1,498,785.92
Disbursements	216,008,168.77	12,773,584.94	228,781,753.71
Less: Other Non-Cash Disbursements	0.00	0.00	0.00
Disbursements effected through outright deductions from claims	0.00	0.00	0.00
Overpayment of expenses (e.g. personnel benefits)	0.00	0.00	0.00
Restitution for loss of government property	0.00	0.00	0.00
Liquated damages and similar claims	0.00	0.00	0.00
Others (e.g. TEF, BT, Docs Stamp, etc.)	0.00	0.00	0.00
Adj/Less: Adjustments (e.g. cancelled/staled checks)	0.00	0.00	0.00
Balance of Disbursement Authorities as at date	0.00	0.00	0.00
Total Disbursements Program	0.00	0.00	0.00
Less: Actual Disbursements	216,008,168.77	12,773,584.94	228,781,753.71
(Over)/Under spending	0.00	0.00	0.00

Notes: * The use of NTA is discouraged
Notes: ** Amounts should tally with the grand total disbursement (column 27).

Certified by:

GUMART J. SECUELAN
Accountant
Date: 14-Nov-2019

Recommending Approval:

ASISTENTE JULIET DIAZ
Director of Financial Management Service (FMS) or Equivalent
Date: 14-Nov-2019

Approved By:

SOROLLA RENATO MAGNIFICO
Agency/Entity Head or Authorized Representative
Date: 14-Nov-2019

MONTHLY REPORT OF DISBURSEMENTS
For the month of September 2019

Department: State Universities and Colleges (SUCs)
Agency: Carlos C. Hilado Memorial State College
Operating Unit: < not applicable >
Organization Code: 09 960 000000
Fund Cluster: 01 Regular Agency Fund

Current Year Appropriations
Supplemental Appropriations
Continuing Appropriations

Particulars	Current Year Budget					Prior Year's Budget										Trust Liabilities					Grand Total					Remarks		
	PS	MOOE	FinEx	CO	TOTAL	Prior Year's Accounts Payable					Current Year's Accounts Payable					SUB-TOTAL	PS	MOOE	CO	TOTAL	PS	MOOE	FinEx	CO	TOTAL			
						PS	MOOE	FinEx	CO	Sub-Total	PS	MOOE	FinEx	CO	Sub-Total												19	20
1	2	3	4	5	6=(2+3+4+5)	7	8	9	10	11=(7+8+9+10)	12	13	14	15	16=(12+13+14+15)	17=(1+16)	18=(8+17)	19	20	21	22=(19+20+21)	23	24	25	26	27=(23+24+25)	28	
CASH DISBURSEMENTS	31,359,722.35	4,853,125.62	0.00	0.00	36,011,847.97	0.00	0.00	0.00	0.00	0.00	0.00	0.00	0.00	0.00	0.00	36,011,847.97	0.00	0.00	0.00	0.00	0.00	31,359,722.35	4,853,125.62	0.00	0.00	0.00	36,011,847.97	
Notice of Cash Allocation (NCA)	31,359,722.35	4,853,125.62	0.00	0.00	36,011,847.97	0.00	0.00	0.00	0.00	0.00	0.00	0.00	0.00	0.00	0.00	36,011,847.97	0.00	0.00	0.00	0.00	0.00	31,359,722.35	4,853,125.62	0.00	0.00	0.00	36,011,847.97	
MDS Checks Issued	31,359,722.35	4,853,125.62	0.00	0.00	36,011,847.97	0.00	0.00	0.00	0.00	0.00	0.00	0.00	0.00	0.00	0.00	36,011,847.97	0.00	0.00	0.00	0.00	0.00	31,359,722.35	4,853,125.62	0.00	0.00	0.00	36,011,847.97	
Advice to Debit Account	0.00	0.00	0.00	0.00	0.00	0.00	0.00	0.00	0.00	0.00	0.00	0.00	0.00	0.00	0.00	0.00	0.00	0.00	0.00	0.00	0.00	0.00	0.00	0.00	0.00	0.00	0.00	0.00
Notice of Transfer Allocations (NTA)	0.00	0.00	0.00	0.00	0.00	0.00	0.00	0.00	0.00	0.00	0.00	0.00	0.00	0.00	0.00	0.00	0.00	0.00	0.00	0.00	0.00	0.00	0.00	0.00	0.00	0.00	0.00	0.00
MDS Checks Issued	0.00	0.00	0.00	0.00	0.00	0.00	0.00	0.00	0.00	0.00	0.00	0.00	0.00	0.00	0.00	0.00	0.00	0.00	0.00	0.00	0.00	0.00	0.00	0.00	0.00	0.00	0.00	0.00
Advice to Debit Account	0.00	0.00	0.00	0.00	0.00	0.00	0.00	0.00	0.00	0.00	0.00	0.00	0.00	0.00	0.00	0.00	0.00	0.00	0.00	0.00	0.00	0.00	0.00	0.00	0.00	0.00	0.00	0.00
Working Fund for FAPs	0.00	0.00	0.00	0.00	0.00	0.00	0.00	0.00	0.00	0.00	0.00	0.00	0.00	0.00	0.00	0.00	0.00	0.00	0.00	0.00	0.00	0.00	0.00	0.00	0.00	0.00	0.00	0.00
Cash Disbursement Ceiling (CDC)	0.00	0.00	0.00	0.00	0.00	0.00	0.00	0.00	0.00	0.00	0.00	0.00	0.00	0.00	0.00	0.00	0.00	0.00	0.00	0.00	0.00	0.00	0.00	0.00	0.00	0.00	0.00	0.00
TOTAL CASH DISBURSEMENTS	31,359,722.35	4,853,125.62	0.00	0.00	36,011,847.97	0.00	0.00	0.00	0.00	0.00	0.00	0.00	0.00	0.00	0.00	36,011,847.97	0.00	0.00	0.00	0.00	0.00	31,359,722.35	4,853,125.62	0.00	0.00	0.00	36,011,847.97	
NON-CASH DISBURSEMENTS	799,275.99	145,895.99	0.00	0.00	944,871.97	0.00	0.00	0.00	0.00	0.00	0.00	0.00	0.00	0.00	0.00	944,871.97	0.00	0.00	0.00	0.00	0.00	799,275.99	145,895.99	0.00	0.00	0.00	944,871.97	
Tax Remittance Advice Issued (TRA)	799,275.99	145,895.99	0.00	0.00	944,871.97	0.00	0.00	0.00	0.00	0.00	0.00	0.00	0.00	0.00	0.00	944,871.97	0.00	0.00	0.00	0.00	0.00	799,275.99	145,895.99	0.00	0.00	0.00	944,871.97	
Non-Cash Availment Authority (NCAA)	0.00	0.00	0.00	0.00	0.00	0.00	0.00	0.00	0.00	0.00	0.00	0.00	0.00	0.00	0.00	0.00	0.00	0.00	0.00	0.00	0.00	0.00	0.00	0.00	0.00	0.00	0.00	0.00
Disbursements effected through outright deductions from claims (please specify)	0.00	0.00	0.00	0.00	0.00	0.00	0.00	0.00	0.00	0.00	0.00	0.00	0.00	0.00	0.00	0.00	0.00	0.00	0.00	0.00	0.00	0.00	0.00	0.00	0.00	0.00	0.00	0.00
Overpayment of expenses (e.g. personal benefits)	0.00	0.00	0.00	0.00	0.00	0.00	0.00	0.00	0.00	0.00	0.00	0.00	0.00	0.00	0.00	0.00	0.00	0.00	0.00	0.00	0.00	0.00	0.00	0.00	0.00	0.00	0.00	0.00
Restitution for loss of government property	0.00	0.00	0.00	0.00	0.00	0.00	0.00	0.00	0.00	0.00	0.00	0.00	0.00	0.00	0.00	0.00	0.00	0.00	0.00	0.00	0.00	0.00	0.00	0.00	0.00	0.00	0.00	0.00
Liquidated damages and similar claims	0.00	0.00	0.00	0.00	0.00	0.00	0.00	0.00	0.00	0.00	0.00	0.00	0.00	0.00	0.00	0.00	0.00	0.00	0.00	0.00	0.00	0.00	0.00	0.00	0.00	0.00	0.00	0.00
Others (e.g. TEF, BTR, Documentary Stamp Tax, etc.)	0.00	0.00	0.00	0.00	0.00	0.00	0.00	0.00	0.00	0.00	0.00	0.00	0.00	0.00	0.00	0.00	0.00	0.00	0.00	0.00	0.00	0.00	0.00	0.00	0.00	0.00	0.00	0.00
TOTAL NON-CASH DISBURSEMENTS	799,275.99	145,895.99	0.00	0.00	944,871.97	0.00	0.00	0.00	0.00	0.00	0.00	0.00	0.00	0.00	0.00	944,871.97	0.00	0.00	0.00	0.00	0.00	799,275.99	145,895.99	0.00	0.00	0.00	944,871.97	
GRAND TOTAL	32,157,998.34	4,799,821.61	0.00	0.00	36,956,819.94	0.00	0.00	0.00	0.00	0.00	0.00	0.00	0.00	0.00	0.00	36,956,819.94	0.00	0.00	0.00	0.00	0.00	32,157,998.34	4,799,821.61	0.00	0.00	0.00	36,956,819.94	

SUMMARY

Particulars	Previous Report	This Month	As at Date
(1)	(2)	(3)	(4)
Total Disbursement Authorities Received	0.00	0.00	0.00
NGA	193,347,499.00	20,748,000.00	204,095,499.00
NTA	0.00	0.00	0.00
Working Fund	0.00	0.00	0.00
TRA	7,267,018.39	944,871.97	8,211,890.35
CDC	0.00	0.00	0.00
NCAA	0.00	0.00	0.00
Less: Notice of Transfer of Allocations (NTA) Issued	0.00	0.00	0.00
Total Disbursement Authorities Available	190,604,506.38	21,692,871.97	212,297,477.35
Less:	0.00	0.00	0.00
Lapsed NCA	1,494,904.47	1,881.45	1,496,785.92
Disbursements	178,002,368.93	36,056,819.94	214,059,188.87
Less: Other Non-Cash Disbursements	0.00	0.00	0.00
Disbursements effected through outright deductions from claims	0.00	0.00	0.00
Overpayment of expenses (e.g. personal benefits)	0.00	0.00	0.00
Restitution for loss of government property	0.00	0.00	0.00
Liquidated damages and similar claims	0.00	0.00	0.00
Others (e.g. TEF, BTR, Docu Stamp, etc.)	0.00	0.00	0.00
Add/Less: Adjustments (e.g. cancelled/stated checks)	0.00	0.00	0.00
Balance of Disbursement Authorities as at date	0.00	0.00	0.00
Total Disbursements Program	0.00	0.00	0.00
Less: Actual Disbursements	81,302,519.78	0.00	81,302,519.78
(Over)/Under spending	0.00	0.00	0.00

Notes: * The use of NTA is discouraged
Notes: ** Amounts should tally with the grand total disbursement (column 27).

Certified Correct:

GUMATA JERRY SECUELAN
Accountant
Date: 17-Oct-2019

Recommending Approval:

PABLOS YENTO JULIET DIAZ
Finance Officer
Date: 17-Oct-2019

Approved By:

DERA ANTONIO LAYAG
Vice President for Administration and Finance
Date: 28-Aug-2019

MONTHLY REPORT OF DISBURSEMENTS
For the month of August 2019

Department: State Universities and Colleges (SUCs)
Agency: Carlos C. Hildes Memorial State College
Operating Unit: < not applicable >
Organization Code: 08 060 000000
Fund Cluster: 01 Regular Agency Fund

	Current Year Appropriations
	Supplemental Appropriations
	Continuing Appropriations

Particulars	Current Year Budget					Prior Year's Budget										SUB-TOTAL	Transmittals					Grand Total	Remarks				
	PS	MOOE	FinEx	CO	TOTAL	Prior Year's Accounts Payable					Current Year's Accounts Payable						PS	MOOE	CO	TOTAL							
						PS	MOOE	FinEx	CO	Sub-Total	PS	MOOE	FinEx	CO	Sub-Total												
CASH DISBURSEMENTS	18,982,104.98	2,434,547.93	0.00	0.00	19,396,652.91	0.00	0.00	0.00	1,306,813.78	1,306,813.78	0.00	0.00	0.00	0.00	1,306,813.78	20,703,466.69	0.00	0.00	0.00	18,982,104.98	2,434,547.93	0.00	1,306,813.78	20,703,466.69			
Notice of Cash Allocation (NCA)	18,982,104.98	2,434,547.93	0.00	0.00	19,396,652.91	0.00	0.00	0.00	1,306,813.78	1,306,813.78	0.00	0.00	0.00	0.00	1,306,813.78	20,703,466.69	0.00	0.00	0.00	18,982,104.98	2,434,547.93	0.00	1,306,813.78	20,703,466.69			
MDS Checks Issued	18,982,104.98	2,434,547.93	0.00	0.00	19,396,652.91	0.00	0.00	0.00	1,306,813.78	1,306,813.78	0.00	0.00	0.00	0.00	1,306,813.78	20,703,466.69	0.00	0.00	0.00	18,982,104.98	2,434,547.93	0.00	1,306,813.78	20,703,466.69			
Advice to Debit Account	0.00	0.00	0.00	0.00	0.00	0.00	0.00	0.00	0.00	0.00	0.00	0.00	0.00	0.00	0.00	0.00	0.00	0.00	0.00	0.00	0.00	0.00	0.00	0.00	0.00		
Notice of Transfer Allocations (NTA)	0.00	0.00	0.00	0.00	0.00	0.00	0.00	0.00	0.00	0.00	0.00	0.00	0.00	0.00	0.00	0.00	0.00	0.00	0.00	0.00	0.00	0.00	0.00	0.00	0.00	0.00	
MDS Checks Issued	0.00	0.00	0.00	0.00	0.00	0.00	0.00	0.00	0.00	0.00	0.00	0.00	0.00	0.00	0.00	0.00	0.00	0.00	0.00	0.00	0.00	0.00	0.00	0.00	0.00	0.00	
Advice to Debit Account	0.00	0.00	0.00	0.00	0.00	0.00	0.00	0.00	0.00	0.00	0.00	0.00	0.00	0.00	0.00	0.00	0.00	0.00	0.00	0.00	0.00	0.00	0.00	0.00	0.00	0.00	
Working Fund for FAPs	0.00	0.00	0.00	0.00	0.00	0.00	0.00	0.00	0.00	0.00	0.00	0.00	0.00	0.00	0.00	0.00	0.00	0.00	0.00	0.00	0.00	0.00	0.00	0.00	0.00	0.00	
Cash Disbursement Ceiling (CDC)	0.00	0.00	0.00	0.00	0.00	0.00	0.00	0.00	0.00	0.00	0.00	0.00	0.00	0.00	0.00	0.00	0.00	0.00	0.00	0.00	0.00	0.00	0.00	0.00	0.00	0.00	
TOTAL CASH DISBURSEMENTS	18,982,104.98	2,434,547.93	0.00	0.00	19,396,652.91	0.00	0.00	0.00	1,306,813.78	1,306,813.78	0.00	0.00	0.00	0.00	1,306,813.78	20,703,466.69	0.00	0.00	0.00	18,982,104.98	2,434,547.93	0.00	1,306,813.78	20,703,466.69			
NON-CASH DISBURSEMENTS	814,487.81	84,213.47	0.00	0.00	898,699.48	0.00	0.00	0.00	82,709.74	82,709.74	0.00	0.00	0.00	0.00	82,709.74	891,399.22	0.00	0.00	0.00	814,487.81	84,213.47	0.00	82,709.74	891,399.22			
Tax Refund Advance Issued (TRA)	814,487.81	84,213.47	0.00	0.00	898,699.48	0.00	0.00	0.00	82,709.74	82,709.74	0.00	0.00	0.00	0.00	82,709.74	891,399.22	0.00	0.00	0.00	814,487.81	84,213.47	0.00	82,709.74	891,399.22			
Non-Cash Awardment Authority (NCAA)	0.00	0.00	0.00	0.00	0.00	0.00	0.00	0.00	0.00	0.00	0.00	0.00	0.00	0.00	0.00	0.00	0.00	0.00	0.00	0.00	0.00	0.00	0.00	0.00	0.00	0.00	
Disbursements affected through outright deductions from claims (e.g. insurance)	0.00	0.00	0.00	0.00	0.00	0.00	0.00	0.00	0.00	0.00	0.00	0.00	0.00	0.00	0.00	0.00	0.00	0.00	0.00	0.00	0.00	0.00	0.00	0.00	0.00	0.00	
Overpayment of expenses (e.g. personal benefits)	0.00	0.00	0.00	0.00	0.00	0.00	0.00	0.00	0.00	0.00	0.00	0.00	0.00	0.00	0.00	0.00	0.00	0.00	0.00	0.00	0.00	0.00	0.00	0.00	0.00	0.00	
Restitution for loss of government property	0.00	0.00	0.00	0.00	0.00	0.00	0.00	0.00	0.00	0.00	0.00	0.00	0.00	0.00	0.00	0.00	0.00	0.00	0.00	0.00	0.00	0.00	0.00	0.00	0.00	0.00	
Liquidated damages and similar claims	0.00	0.00	0.00	0.00	0.00	0.00	0.00	0.00	0.00	0.00	0.00	0.00	0.00	0.00	0.00	0.00	0.00	0.00	0.00	0.00	0.00	0.00	0.00	0.00	0.00	0.00	
Others (e.g. TEF, BTR, Doce Stamp, etc.)	0.00	0.00	0.00	0.00	0.00	0.00	0.00	0.00	0.00	0.00	0.00	0.00	0.00	0.00	0.00	0.00	0.00	0.00	0.00	0.00	0.00	0.00	0.00	0.00	0.00	0.00	
TOTAL NON-CASH DISBURSEMENTS	814,487.81	84,213.47	0.00	0.00	898,699.48	0.00	0.00	0.00	82,709.74	82,709.74	0.00	0.00	0.00	0.00	82,709.74	891,399.22	0.00	0.00	0.00	814,487.81	84,213.47	0.00	82,709.74	891,399.22			
GRAND TOTAL	17,778,617.99	2,518,761.40	0.00	0.00	20,298,333.55	0.00	0.00	0.00	1,389,523.52	1,389,523.52	0.00	0.00	0.00	0.00	1,389,523.52	21,684,859.99	0.00	0.00	0.00	17,778,617.99	2,518,761.40	0.00	1,389,523.52	21,684,859.99			

SUMMARY	Particulars (1)	Previous Report (2)	This Month (3)	As of Date (4)
Total Disbursement Authorities Received		0.00	0.00	0.00
NCA		182,073,278.00	31,274,218.00	188,547,496.00
NTA		0.00	0.00	0.00
Working Fund		0.00	0.00	0.00
TRA		0,275,026.18	981,399.22	7,257,016.38
CDC		0.00	0.00	0.00
NCAA		0.00	0.00	0.00
Less: Notice of Transfer of Allocations (NTAY) issued		158,348,902.18	32,255,809.22	180,604,705.38
Total Disbursement Authorities Available		0.00	0.00	0.00
Less:		1,484,804.47	0.00	1,484,804.47
Lapsed NCA Disbursements		136,348,902.18	28,703,486.67	178,052,388.85
Less: Other Non-Cash Disbursements		0.00	0.00	0.00
Disbursements affected through outright deductions from claims		0.00	0.00	0.00
Overpayment of expenses (e.g. personal benefits)		0.00	0.00	0.00
Restitution for loss of government property		0.00	0.00	0.00
Liquidated damages and similar claims		0.00	0.00	0.00
Others (e.g. TEF, BTR, Doce Stamp, etc.)		0.00	0.00	0.00
Add/Less: Adjustments (e.g. cancelled/delisted checks)		0.00	0.00	0.00
Balance of Disbursement Authorities as of date		0.00	0.00	0.00
Total Disbursements Program		0.00	0.00	0.00
Less: Actual Disbursements (Over/Under spending)		38,617,882.88	21,884,858.99	61,302,619.78
Notes: * The use of NTA is discouraged				
Notes: ** Amounts should tally with the grand total disbursement (column 27).				

Certified by:

GUMATA JERRY SECUELAN
Accountant
Date: 11-Sep-2019

Received and Approved:

PASOYTEMIO JOHNET DIAZ
Finance Officer
Date: 11-Sep-2019

Approved By:

DERMA ANTONIO AYAG
Vice President for Administration and Finance
Date: 28-Aug-2019

MONTHLY REPORT OF DISBURSEMENTS
For the month of June 2019

Department: State Universities and Colleges (SUCs)
Agency: Carlos C. Hilado Memorial State College
Operating Unit: < not applicable >
Organization Code: 08 060 000000
Fund Cluster: 01 Regular Agency Fund

Current Year Appropriations
Supplemental Appropriations
Continuing Appropriations

Particulars	Current Year Budget					Prior Year's Budget										Trust Liabilities					Grand Total					Remarks		
	PS	MOOE	FinEx	CO	TOTAL	Prior Year's Accounts Payable					Current Year's Accounts Payable					SUB-TOTAL	TOTAL	PS	MOOE	CO	TOTAL	PS	MOOE	FinEx	CO		TOTAL	
						PS	MOOE	FinEx	CO	Sub-Total	PS	MOOE	FinEx	CO	Sub-Total													17=(1+18)
CASH DISBURSEMENTS	18,207,338.28	2,509,473.60	0.00	0.00	20,716,811.88	0.00	0.00	0.00	4,494,744.50	4,494,744.50	0.00	0.00	0.00	0.00	0.00	4,494,744.50	25,211,556.38	0.00	0.00	0.00	0.00	18,207,338.28	2,509,473.60	0.00	4,494,744.50	25,211,556.38		
Notice of Cash Allocation (NCA)	18,207,338.28	2,509,473.60	0.00	0.00	20,716,811.88	0.00	0.00	0.00	4,494,744.50	4,494,744.50	0.00	0.00	0.00	0.00	0.00	4,494,744.50	25,211,556.38	0.00	0.00	0.00	0.00	18,207,338.28	2,509,473.60	0.00	4,494,744.50	25,211,556.38		
MDS Checks Issued	18,207,338.28	2,509,473.60	0.00	0.00	20,716,811.88	0.00	0.00	0.00	4,494,744.50	4,494,744.50	0.00	0.00	0.00	0.00	0.00	4,494,744.50	25,211,556.38	0.00	0.00	0.00	0.00	18,207,338.28	2,509,473.60	0.00	4,494,744.50	25,211,556.38		
Advice to Debit Account	0.00	0.00	0.00	0.00	0.00	0.00	0.00	0.00	0.00	0.00	0.00	0.00	0.00	0.00	0.00	0.00	0.00	0.00	0.00	0.00	0.00	0.00	0.00	0.00	0.00	0.00	0.00	0.00
Notice of Transfer Allocations (NTA)	0.00	0.00	0.00	0.00	0.00	0.00	0.00	0.00	0.00	0.00	0.00	0.00	0.00	0.00	0.00	0.00	0.00	0.00	0.00	0.00	0.00	0.00	0.00	0.00	0.00	0.00	0.00	0.00
MDS Checks Issued	0.00	0.00	0.00	0.00	0.00	0.00	0.00	0.00	0.00	0.00	0.00	0.00	0.00	0.00	0.00	0.00	0.00	0.00	0.00	0.00	0.00	0.00	0.00	0.00	0.00	0.00	0.00	0.00
Advice to Debit Account	0.00	0.00	0.00	0.00	0.00	0.00	0.00	0.00	0.00	0.00	0.00	0.00	0.00	0.00	0.00	0.00	0.00	0.00	0.00	0.00	0.00	0.00	0.00	0.00	0.00	0.00	0.00	0.00
Working Fund for FAPs	0.00	0.00	0.00	0.00	0.00	0.00	0.00	0.00	0.00	0.00	0.00	0.00	0.00	0.00	0.00	0.00	0.00	0.00	0.00	0.00	0.00	0.00	0.00	0.00	0.00	0.00	0.00	0.00
Cash Disbursement Ceiling (CDC)	0.00	0.00	0.00	0.00	0.00	0.00	0.00	0.00	0.00	0.00	0.00	0.00	0.00	0.00	0.00	0.00	0.00	0.00	0.00	0.00	0.00	0.00	0.00	0.00	0.00	0.00	0.00	0.00
TOTAL CASH DISBURSEMENTS	18,207,338.28	2,509,473.60	0.00	0.00	20,716,811.88	0.00	0.00	0.00	4,494,744.50	4,494,744.50	0.00	0.00	0.00	0.00	0.00	4,494,744.50	25,211,556.38	0.00	0.00	0.00	0.00	18,207,338.28	2,509,473.60	0.00	4,494,744.50	25,211,556.38		
NON-CASH DISBURSEMENTS	802,291.88	87,783.48	0.00	0.00	890,075.36	0.00	0.00	0.00	254,419.50	254,419.50	0.00	0.00	0.00	0.00	0.00	254,419.50	1,144,474.85	0.00	0.00	0.00	0.00	802,291.88	87,783.48	0.00	254,419.50	1,144,474.85		
Tax Resistance Advances Issued (TRA)	802,291.88	87,783.48	0.00	0.00	890,075.36	0.00	0.00	0.00	254,419.50	254,419.50	0.00	0.00	0.00	0.00	0.00	254,419.50	1,144,474.85	0.00	0.00	0.00	0.00	802,291.88	87,783.48	0.00	254,419.50	1,144,474.85		
Non-Cash Availment Authority (NCAA)	0.00	0.00	0.00	0.00	0.00	0.00	0.00	0.00	0.00	0.00	0.00	0.00	0.00	0.00	0.00	0.00	0.00	0.00	0.00	0.00	0.00	0.00	0.00	0.00	0.00	0.00	0.00	0.00
Disbursements effected through credit deductions from claims (deposits, etc.)	0.00	0.00	0.00	0.00	0.00	0.00	0.00	0.00	0.00	0.00	0.00	0.00	0.00	0.00	0.00	0.00	0.00	0.00	0.00	0.00	0.00	0.00	0.00	0.00	0.00	0.00	0.00	0.00
Overpayment of expenses (e.g. personnel benefits)	0.00	0.00	0.00	0.00	0.00	0.00	0.00	0.00	0.00	0.00	0.00	0.00	0.00	0.00	0.00	0.00	0.00	0.00	0.00	0.00	0.00	0.00	0.00	0.00	0.00	0.00	0.00	0.00
Restitution for loss of government property	0.00	0.00	0.00	0.00	0.00	0.00	0.00	0.00	0.00	0.00	0.00	0.00	0.00	0.00	0.00	0.00	0.00	0.00	0.00	0.00	0.00	0.00	0.00	0.00	0.00	0.00	0.00	0.00
Liquidated damages and similar claims	0.00	0.00	0.00	0.00	0.00	0.00	0.00	0.00	0.00	0.00	0.00	0.00	0.00	0.00	0.00	0.00	0.00	0.00	0.00	0.00	0.00	0.00	0.00	0.00	0.00	0.00	0.00	0.00
Others (e.g. TEF, BTR, Documentary Stamp, etc.)	0.00	0.00	0.00	0.00	0.00	0.00	0.00	0.00	0.00	0.00	0.00	0.00	0.00	0.00	0.00	0.00	0.00	0.00	0.00	0.00	0.00	0.00	0.00	0.00	0.00	0.00	0.00	0.00
TOTAL NON-CASH DISBURSEMENTS	802,291.88	87,783.48	0.00	0.00	890,075.36	0.00	0.00	0.00	254,419.50	254,419.50	0.00	0.00	0.00	0.00	0.00	254,419.50	1,144,474.85	0.00	0.00	0.00	0.00	802,291.88	87,783.48	0.00	254,419.50	1,144,474.85		
GRAND TOTAL	18,208,630.17	2,597,257.08	0.00	0.00	21,805,887.25	0.00	0.00	0.00	4,749,164.00	4,749,164.00	0.00	0.00	0.00	0.00	0.00	4,749,164.00	26,355,051.25	0.00	0.00	0.00	0.00	19,009,630.17	2,597,257.08	0.00	4,749,164.00	26,355,051.25		

Particulars	Previous Report (2)	This Month (3)	As at Date (4)
Total Disbursement Authorities Received	0.00	0.00	0.00
NCA	111,236,006.00	18,174,000.00	130,409,996.00
NTA	0.00	0.00	0.00
Working Fund	0.00	0.00	0.00
TRA	4,091,848.88	1,144,474.86	5,236,323.74
CDC	0.00	0.00	0.00
NCAA	0.00	0.00	0.00
Less: Notice of Transfer of Allocations (NTA)* Issued	0.00	0.00	0.00
Total Disbursement Authorities Available	115,326,948.66	20,318,474.86	135,645,423.52
Less:	0.00	0.00	0.00
Lapsed NCA	234.54	31,889.83	31,904.47
Disbursements	135,092,714.12	21,606,867.23	156,699,581.35
Less: Other Non-Cash Disbursements	0.00	0.00	0.00
Disbursements effected through credit deductions from claims	0.00	0.00	0.00
Overpayment of expenses (e.g. personnel benefits)	0.00	0.00	0.00
Restitution for loss of government property	0.00	0.00	0.00
Liquidated damages and similar claims	0.00	0.00	0.00
Others (e.g. TEF, BTR, Docs Stamp, etc.)	0.00	0.00	0.00
Add/Less: Adjustments (e.g. cancelled/dated checks)	0.00	0.00	0.00
Balance of Disbursement Authorities as at date	0.00	0.00	0.00
Total Disbursements Program	0.00	0.00	0.00
Less: *Actual Disbursements	115,051,686.76	21,606,867.23	140,188,553.99
(Over)/Under spending	0.00	0.00	0.00

Notes: * The use of NTA is discouraged
Notes: ** Amounts should tally with the grand total disbursement (column 27).

Certified Correct:

GUNATA JERRY SECUELAN
Accountant
Date: 29-Jul-2019

Received:

PASQUENITO JULIET-GIAZ
Finance Officer
Date: 26-Jul-2019

Approved By:

Date

MONTHLY REPORT OF DISBURSEMENTS
For the month of May, 2019

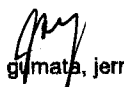
2

Department: State Universities and Colleges (SUCs)						Agency: Carlos C. Hilado Memorial State College						Operating Unit: N/A																
Organization Code (UACS): 080600000000						Fund Cluster: 01 - Regular Agency Fund						Report Status: SUBMITTED																
PARTICULARS	CURRENT YEAR BUDGET					PRIOR YEAR'S ACCOUNTS PAYABLE										SUB-TOTAL	TRUST LIABILITIES				GRAND TOTAL					REMARKS		
	PS	MOOE	Fin. Exp	CO	TOTAL	PRIOR YEAR'S ACCOUNTS PAYABLE					CURRENT YEAR'S ACCOUNTS PAYABLE						PS	MOOE	CO	TOTAL	PS	MOOE	CO	TOTAL				
						7	8	9	10	11	12	13	14	15	16										17		18	19
1	2	3	4	5	6=(2+3+4+5)	7	8	9	10	11=(7+8+9+10)	12	13	14	15	16=(12+13+14+15)	17=(11+16)	18=(18+17)	19	20	21	22=(19+20+21)	23	24	25	26	27=(23+24+25+26)	28	
Notice of Cash Allocation (NCA)	24,384,043.06	4,677,136.53			29,061,179.59												29,061,179.59					24,384,043.06	4,677,136.53			29,061,179.59		
MDS Checks Issued	24,384,043.06	4,677,136.53			29,061,179.59												29,061,179.59					24,384,043.06	4,677,136.53			29,061,179.59		
Advice to Debit Account																												
Notice of Transfer of Allocation (NTA)																												
MDS Checks Issued																												
Advice to Debit Account																												
Working Fund (NCA issued to BT)																												
Tax Remittance Advices Issued (TRA)	757,141.55	168,754.88			925,896.23												925,896.23					757,141.55	168,754.88			925,896.23		
Cash Disbursement Calling (CDC)																												
Non-Cash Availment Authority (NCAA)																												
Others (CDT, BT Docs Stamp, etc.)																												

Summary

PARTICULARS	PREVIOUS REPORT	CURRENT MONTH	AS OF DATE
(1)	(2)	(3)	(4)
Total Disbursement Authorities Received			
NCA	79,823,000.00	32,865,000.00	112,688,000.00
Working Fund			
TRA	3,165,752.33	925,896.23	4,091,648.56
CDC			
NCAA			
Others (CDT, BT Docs Stamp, etc.)			
Less: Notice of Transfer Allocations (NTA)* Issued			
Total Disbursements Authorities Available	82,988,752.33	33,790,896.23	116,779,648.56
Less:			
Lapsed NCA	234.54		234.54
Disbursements	88,594,580.84	29,987,075.92	118,581,656.76
Balance of Disbursements Authorities as of to date	(6,606,073.05)	3,803,820.31	(1,802,252.74)
Total Disbursements Program	88,594,580.84	29,987,075.92	118,581,656.76
Less: * Actual Disbursements	88,594,580.84	29,987,075.92	118,581,656.76
(Over)/Under spending-			

Certified Correct:


 Agency Chief Accountant

Date: 07/Jun/2019

Approved By:


 Sorolla Renato Magnifico
 Head of Agency or Authorized Representative
 Date: 07/Jun/2019


MONTHLY REPORT OF DISBURSEMENTS
For the month of April, 2019

Department: State Universities and Colleges (SUCs)						Agency: Carlos C. Hilado Memorial State College						Operating Unit: N/A																
Organization Code (UACS): 080600000000						Fund Cluster: 01 - Regular Agency Fund						Report Status: SUBMITTED																
PARTICULARS	CURRENT YEAR BUDGET					PRIOR YEAR'S BUDGET										SUB-TOTAL	TRUST LIABILITIES				GRAND TOTAL					REMARKS		
	PS	MOOE	Fin. Exp	CO	TOTAL	PRIOR YEAR'S ACCOUNTS PAYABLE					CURRENT YEAR'S ACCOUNTS PAYABLE						PS	MOOE	CO	TOTAL	PS	MOOE	CO	TOTAL				
1	2	3	4	5	6=(2+3+4+5)	7	8	9	10	11=(7+8+9+10)	12	13	14	15	16=(12+13+14+15)	17=(11+16)	18=(6+17)	19	20	21	22=(19+20+21)	23	24	25	26	27=(23+24+25+26)	28	
Notice of Cash Allocation (NCA)	17,449,666.99	3,491,927.01			20,941,594.00												20,941,594.00					17,449,666.99	3,491,927.01			20,941,594.00		
MDS Checks Issued	17,449,666.99	3,491,927.01			20,941,594.00												20,941,594.00					17,449,666.99	3,491,927.01			20,941,594.00		
Advice to Debit Account																												
Notice of Transfer of Allocation (NTA)																												
MDS Checks Issued																												
Advice to Debit Account																												
Working Fund (NCA issued to BTr)																												
Tax Remittance Advices Issued (TRA)	780,816.56	70,989.07			851,805.63												851,805.63					780,816.56	70,989.07			851,805.63		
Cash Disbursement Ceiling (CDC)																												
Non-Cash Availment Authority (NCAA)																												
Others (CDT, BTr Docs Stamp, etc.)																												

Summary


PARTICULARS	PREVIOUS REPORT	CURRENT MONTH	AS OF DATE
(1)	(2)	(3)	(4)
Total Disbursement Authorities Received			
NCA	55,163,000.00	24,660,000.00	79,823,000.00
Working Fund			
TRA	2,313,946.70	651,805.63	3,165,752.33
CDC			
NCAA			
Others (CDT, BTr Docs Stamp, etc.)			
Less: Notice of Transfer Allocations (NTA)* Issued			
Total Disbursements Authorities Available	57,476,946.70	25,511,805.63	82,988,752.33
Less			
Lapsed NCA	234.54		234.54
Disbursements	66,801,191.21	21,793,399.63	88,594,590.84
Balance of Disbursements Authorities as of to date	(9,324,479.05)	3,718,406.00	(5,606,073.05)
Total Disbursements Program	66,801,191.21	21,793,399.63	88,594,590.84
Less: * Actual Disbursements		21,793,399.63	21,793,399.63
(Over)/Under spending-	66,801,191.21		66,801,191.21

Certified Correct:


Gumata, Jerry
Agency Chief Accountant

Date: 30/May/2019

Approved By:


Sorolla, Renato Magnifico
Head of Agency or Authorized Representative
Date: 30/May/2019


MONTHLY REPORT OF DISBURSEMENTS For the month of March, 2019

Department: State Universities and Colleges (SUCs)					Agency: Carlos C. Hilado Memorial State College					Operating Unit: N/A																			
Organization Code (UACS): 080600000000					Fund Cluster: 01 - Regular Agency Fund					Report Status: SUBMITTED																			
PARTICULARS	CURRENT YEAR BUDGET					PRIOR YEAR'S BUDGET										SUB-TOTAL	TRUST LIABILITIES				GRAND TOTAL					REMARKS			
	PS	MOOE	Fin. Exp	CO	TOTAL	PRIOR YEAR'S ACCOUNTS PAYABLE					CURRENT YEAR'S ACCOUNTS PAYABLE						PS	MOOE	CO	TOTAL	PS	MOOE	Fin. Exp	CO	TOTAL				
						PS	MOOE	Fin. Exp	CO	Sub-Total	PS	MOOE	Fin. Exp	CO	Sub-Total												TOTAL		
1	2	3	4	5	6=(2+3+4+5)	7	8	9	10	11=(7+8+9+10)	12	13	14	15	16=(12+13+14+15)	17=(11+16)	18=(6+17)	19	20	21	22=(19+20+21)	23	24	25	26	27=(23+24+25+26)	28		
Notice of Cash Allocation (NCA)	21,105,659.04	3,490,649.53			24,596,308.57		1,945,935.94			1,945,935.94																			
MDS Checks Issued	21,105,659.04	3,490,649.53			24,596,308.57		1,945,935.94			1,945,935.94																			
Advice to Debit Account																													
Notice of Transfer of Allocation (NTA)																													
MDS Checks Issued																													
Advice to Debit Account																													
Working Fund (NCA Issued to BTr)																													
Tax Remittance Advices Issued (TRA)	799,613.64	37,739.30			837,352.94		110,147.32			110,147.32																			
Cash Disbursement Ceiling (CDC)																													
Non-Cash Availment Authority (NCAA)																													
Others (CDT, BTr Docs Stamp, etc.)																													

Summary


PARTICULARS	PREVIOUS REPORT	CURRENT MONTH	AS OF DATE
(1)	(2)	(3)	(4)
Total Disbursement Authorities Received			
NCA	37,945,000.00	17,218,000.00	55,163,000.00
Working Fund			
TRA	1,366,446.44	947,500.26	2,313,946.70
CDC			
NCAA			
Others (CDT, BTr Docs Stamp, etc.)			
Less: Notice of Transfer Allocations (NTA)* issued			
Total Disbursements Authorities Available	39,311,446.44	18,165,500.26	57,476,946.70
Less			
Lapsed NCA		234.54	234.54
Disbursements	39,311,446.44	27,489,744.77	66,801,191.21
Balance of Disbursements Authorities as of to date		(9,324,479.05)	(9,324,479.05)
Total Disbursements Program	39,311,446.44	27,489,744.77	66,801,191.21
Less: * Actual Disbursements	29,985,967.39	27,489,744.77	57,476,712.16
(Over)/Under spending-	9,324,479.05		9,324,479.05

Certified Correct:


 Gumata, Jerry
 Agency Chief Accountant

Date: 03/Apr/2019

Approved By:


 Sorolla, Renato Magnifico
 Head of Agency or Authorized Representative
 Date: 04/Apr/2019

This report was generated using the Unified Reporting System on 04/04/2019 10:23

MONTHLY REPORT OF DISBURSEMENTS For the month of February, 2019

Department: State Universities and Colleges (SUCs)										Agency: Carlos C. Hilado Memorial State College										Operating Unit: N/A											
Organization Code (UACS): 080600000000										Fund Cluster: 01 - Regular Agency Fund										Report Status: SUBMITTED											
PARTICULARS	CURRENT YEAR BUDGET										PRIOR YEAR'S ACCOUNTS PAYABLE										SUB-TOTAL	TRUST LIABILITIES				GRAND TOTAL					REMARKS
	PS	MOOE	Fin. Exp	CO	TOTAL	PS	MOOE	Fin. Exp	CO	Sub-Total	PS	MOOE	Fin. Exp	CO	Sub-Total	TOTAL	PS	MOOE	CO	TOTAL		PS	MOOE	Fin. Exp	CO	TOTAL					
	1	2	3	4	5	6=(2+3+4+5)	7	8	9	10	11=(7+8+9+10)	12	13	14	15	16=(12+13+14+15)	17=(11+16)	18=(6+17)	19	20		21	22=(19+20+21)	23	24	25	26	27=(23+24+25+26)	28		
Notice of Cash Allocation (NCA)	10,519,385.34	1,447,830.32			11,967,215.66	40,600.48	882,778.10			923,378.58					923,378.58	923,378.58	12,890,594.24					10,559,985.82	2,330,608.42			12,890,594.24					
MDS Checks Issued	10,519,385.34	1,447,830.32			11,967,215.66	40,600.48	882,778.10			923,378.58					923,378.58	923,378.58	12,890,594.24					10,559,985.82	2,330,608.42			12,890,594.24					
Advice to Debit Account																															
Notice of Transfer of Allocation (NTA)																															
MDS Checks Issued																															
Advice to Debit Account																															
Working Fund (NCA issued to BTr)																															
Tax Remittance Advices Issued (TRA)	725,608.67	33,763.11			760,372.78		28,475.18			28,475.18					28,475.18	788,847.96					725,608.67	62,238.29			788,847.96						
Cash Disbursement Ceiling (CDC)																															
Non-Cash Availment Authority (NCAA)																															
Others (CDT, BTr Docs Stamp, etc.)																															

Summary

PARTICULARS	PREVIOUS REPORT	CURRENT MONTH	AS OF DATE
(1)	(2)	(3)	(4)
Total Disbursement Authorities Received			
NCA	17,158,000.00	20,787,000.00	37,945,000.00
Working Fund			
TRA	577,598.48	788,847.96	1,366,446.44
CDC			
NCAA			
Others (CDT, BTr Docs Stamp, etc.)			
Less: Notice of Transfer Allocations (NTA)* Issued			
Total Disbursements Authorities Available	17,735,598.48	21,575,847.96	39,311,446.44
Less:			
Lapsed NCA			
Disbursements	16,307,525.19	13,679,442.20	29,986,967.39
Balance of Disbursements Authorities as of ip date	1,428,073.29	7,896,405.76	9,324,479.05
Total Disbursements Program	17,735,598.48	21,575,847.96	39,311,446.44
Less: * Actual Disbursements	16,307,525.19	13,679,442.20	29,986,967.39
Over/Under spending	1,428,073.29	7,896,405.76	9,324,479.05

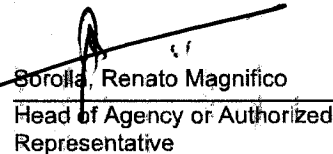
Certified Correct:


gumata, jerry

Agency Chief Accountant

Date: 07/Mar/2019

Approved By:


Sorolla, Renato Magnifico
Head of Agency or Authorized Representative

Date: 07/Mar/2019

This report was generated using the Unified Reporting System on 07/03/2019 16:00

